

spirax

sarco

Accessories

for the AEL5 Series

of Electric Linear Actuators

TI-P358-28

CH Issue 3

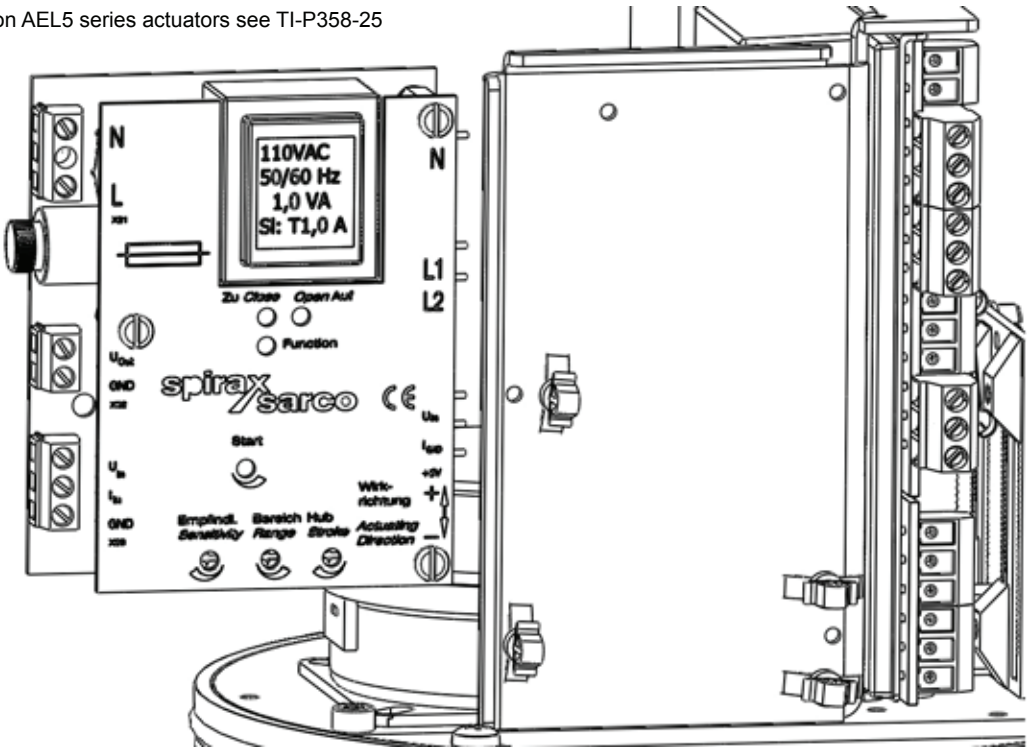
Available types and technical data

|           |   |   |
|-----------|---|---|
| AEL5961   | 230 Vac positioner card   | Power consumption 1 VA  |
| AEL5962   | 115 Vac positioner card   | Power consumption 1 VA  |
| AEL5963   | 24Vac positioner card (except for AEL54213_ , AEL55313_ and AEL56413_)          | Power consumption 1 VA  |
| AEL5964   | 24 Vac positioner card (for AEL54213_ , AEL55313_ and AEL56413_ actuators only) | Power consumption 1 VA  |
| AEL5951   | 2 auxiliary limit switches (Electronic card)                                    | 5 A - 230 Vac - including cams, mounting kit and PCB                                |
| AEL5952   | Auxiliary feedback potentiometer  | 1000 ohms, 20 to 30 mm stroke, including mounting kit and pinion                    |
| AEL5952.1 | Tandem feedback potentiometer   | 2 x 1000 ohms 20 to 30 mm stroke, including mounting kit and pinion                 |
| AEL5952.2 | Tandem feedback potentiometer   | 2 x 1000 ohms 25 mm maximum stroke, including mounting kit and pinion               |
| AEL5952.3 | Auxiliary feedback potentiometer  | 2000 ohms 20 to 30 mm stroke, including mounting kit and pinion                     |
| AEL5952.4 | Tandem feedback potentiometer   | 2 x 2000 ohms 20 to 30 mm stroke, including mounting kit and pinion                 |
| AEL5952.5 | Auxiliary feedback potentiometer  | 500 ohms 20 to 30 mm stroke, including mounting kit and pinion                      |
| AEL5953   | Tandem feedback potentiometer   | 2 x 1000 ohms 20 to 30 mm and 30 to 50 mm stroke, including mounting kit and pinion |
| AEL5954   | 115-230 V anti-condensate heater  |   |
| AEL5956   | 24 V anti-condensate heater   |   |
| AEL5981   | Position transmitter  | 2 wire 4-20 mA  |
| AEL5982   | Position transmitter  | 3 wire 0/4-20 mA  |

The potentiometer must use its whole range (almost 1 full turn). To facilitate different actuator strokes replacement pinion kits are available. Please contact Spirax Sarco for further information.

|               |                            |                                   |
|---------------|----------------------------|-----------------------------------|
| Special parts | Pinion 25 teeth with AEL5_ | For stroke <= 20 mm               |
|               | Pinion 30 teeth with AEL5_ | For stroke between 20 mm to 30 mm |
|               | Pinion 50 teeth with AEL5_ | For stroke between 30 mm to 50 mm |
|               | Pinion 65 teeth with AEL5_ | For stroke between 50 mm to 65 mm |
|               | Pinion 75 teeth with AEL5_ | For stroke between 65 mm to 70 mm |

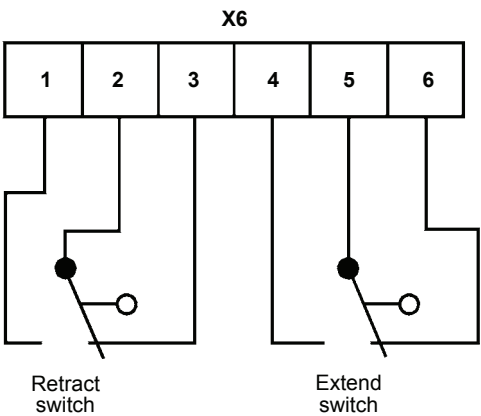
For information on AEL5 series actuators see TI-P358-25



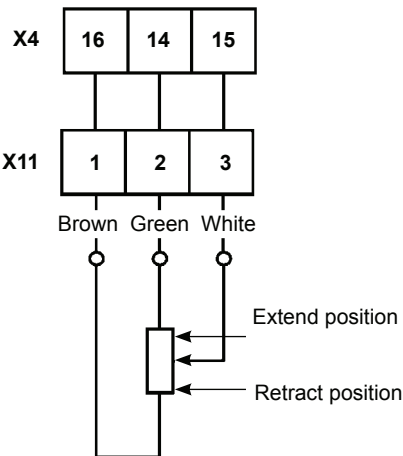
Wiring diagrams

(Note: X0, X4, X5, X6, X8 and X9 refer to termination board location)

AEL5951 auxiliary switches

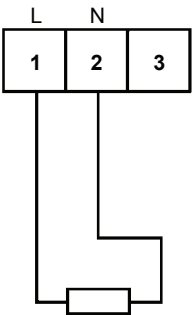


AEL5952 feedback potentiometer and  
AEL5953 1st output from tandem potentiometer



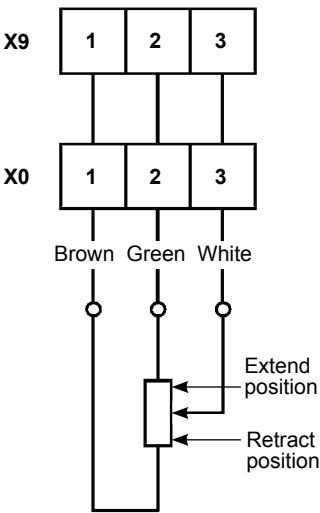
Anti-condense heater

AEL5954 110 - 250 V and AEL5956 12 - 36 V



AEL5953

2nd output from tandem potentiometer



Positioner card layout

Positioners input impedance

| Signal  | Resistance |
|---------|------------|
| 2-10 V  | 50 kΩ      |
| 4-20 mA | 100 Ω      |

